

Signature Series® COLD DRINKING WATER STATION




The Signature Series® Sustainable Hydration Anywhere You Need It

When water access is not optional and bottled water is not practical, the Signature Series® Water Station steps in. Built for durability and fast setup, the Signature Series® delivers clean, cold, filtered drinking water without the waste, ongoing cost, or logistics tied to bottled water.

Built for durability and fast setup, the Signature Series® delivers clean, cold, filtered drinking water without the waste, ongoing cost, or logistics tied to bottled water.



Top Uses for The Signature Series® Water Station:

-  Drinking water refill stations for construction & job sites & commercial/corporate use
-  Portable water stations for events and festivals
-  Water refill systems for emergency response and government use

What is a Drinking Water Station Exactly?

- 4 push-back fill stations with adjustable nozzles
- 300-gallon onboard water capacity, enough for about 2,400 standard 16 oz bottles
- Multi-stage refillration for clean, safe drinking water
- Built-in electric chillers for sweater-resistant walls

The Signature Series® Water Station Specifications

No. of Stations	(4) Bottle Filling Stations
Box Size	97" x 51"
Weight	2,200 lbs.
Length w/ caster wheels	91"
Width w/ Jacks	66"
Fresh Water Tank	300 Gallons
Power Requirements	1-3 dedicated 20A/120V circuits OR 1 dedicated 50A/240V circuit
No. of AC Units	1

Why Choose The Signature Series® Water Station:

- OSHA complaint drinking water access
- Gold, filtered water on demand
- Eliminates single use plastic
- Built for outdoor conditions & heavy use
- Easy to move, place, and maintain

Call Now (866) 748-5932

onsitehydrationservices.com
info@onsitehydrationservices.com

Headquartered in Fresno, California.